



# Web of Science

*EXTERNAL RELEASE DOCUMENTATION*

Release 5.25.1

Nina Chang

Product Release Date: July 30, 2017

## RELEASE OVERVIEW

The following features are planned for the Web of Science on July 30, 2017. This document provides information about each of the features included in this release. If you have any questions, please contact: Nina Chang, Product Manager, Web of Science, at [nina.chang@clarivate.com](mailto:nina.chang@clarivate.com).

### FEATURES

#### Publons

- Easy access to platform where researchers can share, discuss and receive recognition for peer review and editing of academic research

#### New location for custom logo from subscribing institutions

- New option for prominent placement now available

### Browser support

#### Operating Systems:

- WIN 7 – Recommended
- Mac 10.9 – Recommended

#### Browsers for WIN:

- Google Chrome 45 – Fully Supported
- Firefox 47 – Fully Supported
- IE 11 – Fully Supported

#### Browsers for Mac:

- Safari 10.X - Recommended
- Firefox 47 – Fully Supported

Note: WIN 7 is the only supported operating system compatible with IE 11.

Note: Google Chrome 45 no longer supports Java Applets, which are used for Web of Science Structure Search, and Derwent Innovation Index Compound Search. If you are experiencing a problem, please switch to either Firefox or Internet Explorer (version 9 and above).

### Publons

On July 1, 2017, Clarivate Analytics acquired Publons and its leading global platform for researchers to share, discuss, and receive recognition for peer review and editing of academic research.

With this release, a new link from Web of Science to Publons provides easy access from the world's preeminent citation database to the world's largest researcher-facing peer-review data and recognition platform. Visit Publons to join the over 174K researchers worldwide using their free Publons profile to effortlessly track, verify and showcase their peer review work across all the world's journals.

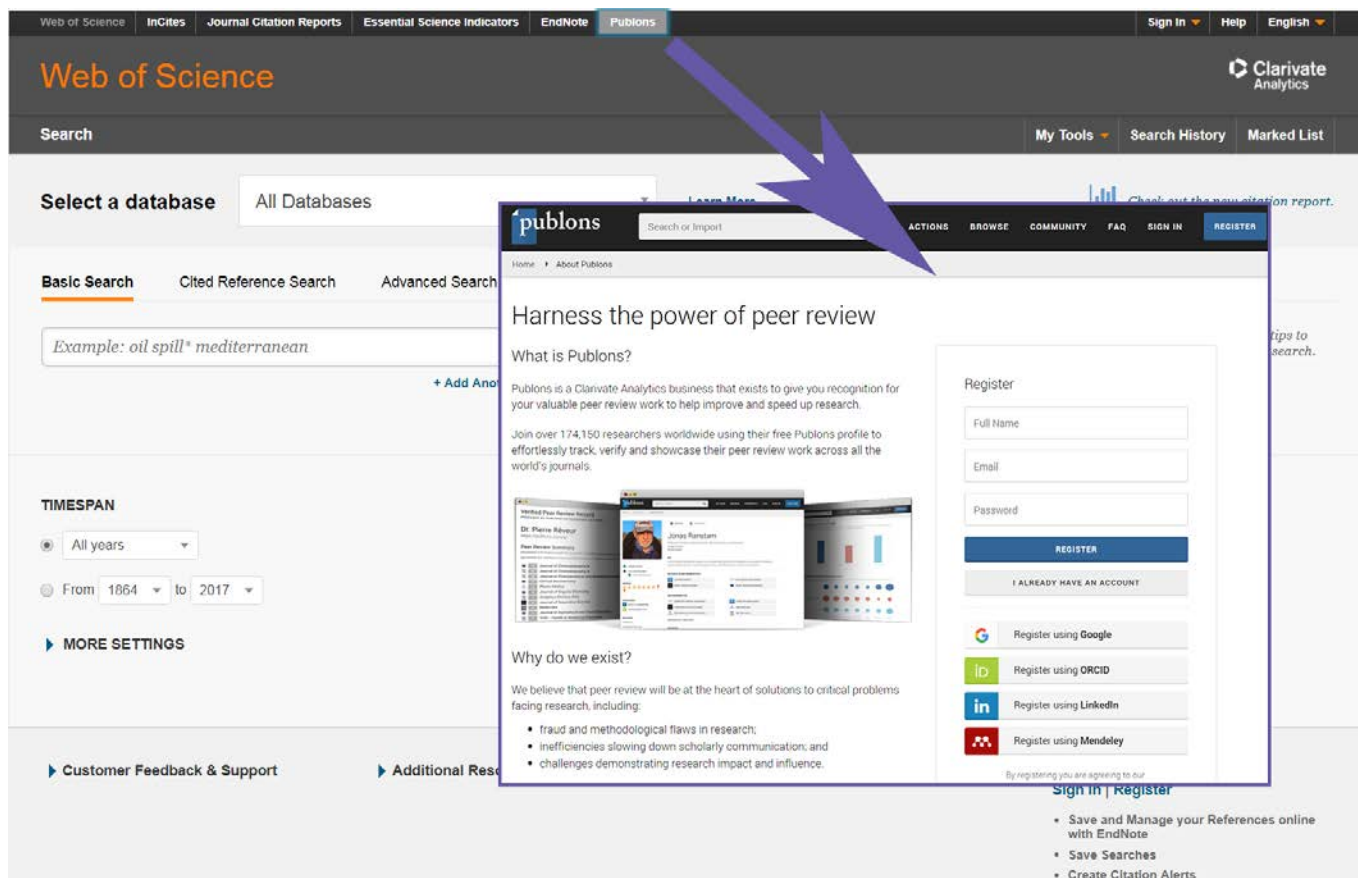


Figure 1. New link from Web of Science to Publons. *For illustration purposes only.*

## New location for custom logo from subscribing institution

This release introduces a new location at the top of the page for a custom logo to acknowledge who is providing access to the product. Institutions may choose to place a logo (1) at the top of page banner logo or (2) at the bottom of the Web of Science basic search page, or (3) both locations. To request to place a custom logo, please send the requested information to [ts.websetups@clarivate.com](mailto:ts.websetups@clarivate.com).

### Institutional custom logo at the top of the Web of Science

To customize the Web of Science platform with an institutional banner that will display at the top of all pages of the Web of Science, the institution should provide:

1. Image Location URL (where the image is stored—typically on the customer’s website)
  - a. Image size is constrained to 728 pixels wide by 90 pixels tall
  - b. Image file should be ‘transparent’
2. Link Destination URL (where the user is directed when they click on the image)
3. Alternate Text: (the text which should appear when you move your mouse over the image)

The banner image will display at the top of all Web of Science platform pages.

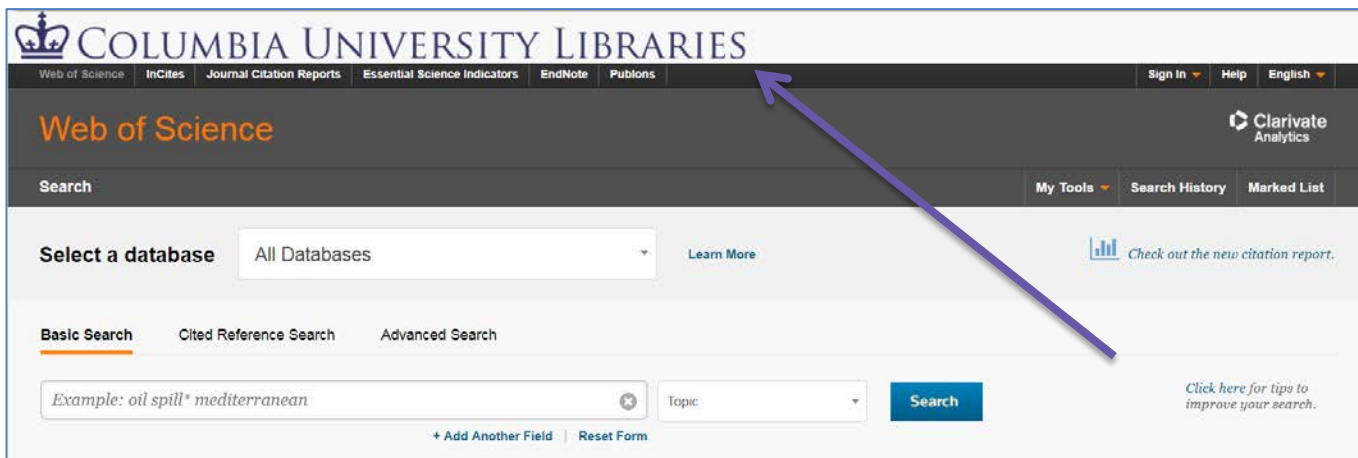


Figure 2. New custom logo at top of Web of Science. *For illustration purposes only.*

### Institutional custom logo at bottom of the Web of Science

An institution may add up to two custom logo(s) at the bottom of their Web of Science basic search page.

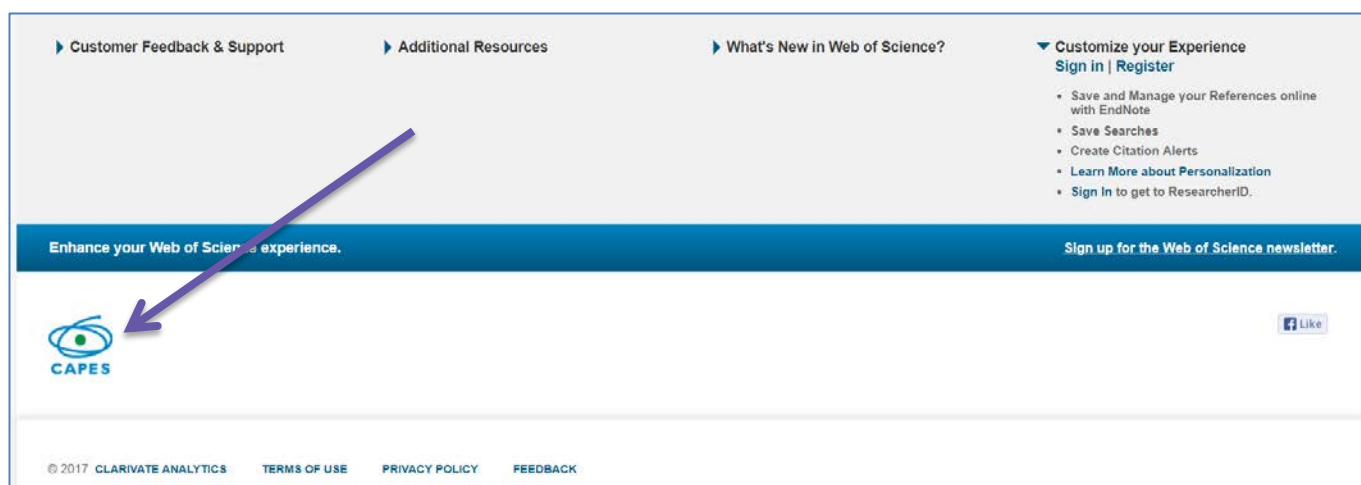


Figure 3. Custom logo location at bottom of Web of Science. Up to two logos may display here. *For illustration purposes only.*

To customize the Web of Science platform with the custom logo(s), please provide the following information:

1. Image Location URL (where the image is stored)
2. Link Destination URL (where the user is directed when they click on the image)
3. Alternate Text: (the text which should appear when you move your mouse over the image)
4. Correctly sized logos
  - a. **One logo:** If the customer has one logo, then that logo will appear next to their institution name above the copyright statement in the footer of the search pages. This logo must be: 82 pixels wide by 57 pixels tall.
  - b. **Two logos:** If the customer provides two logos, then both of the logos will appear next to their institution name above the copyright statement in the footer of the search pages. These logos must be 145 pixels wide by 50 pixels tall.

Please note: If the institution's logo is not the proper size, Clarivate Analytics will force it to those dimensions and it may appear blurry, edgy, or distorted.